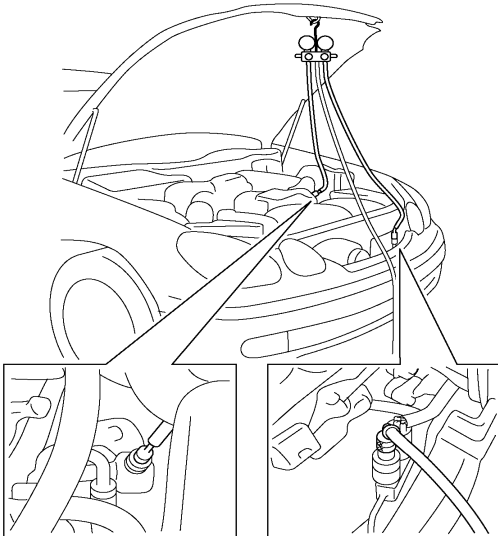


GS300:Low Pressure
Charging HoseHigh Pressure
Charging Hose

I02354

MANIFOLD GAUGE SET SET ON

1. CONNECT CHARGING HOSES TO MANIFOLD GAUGE SET

Tighten the nuts by hand.

CAUTION:

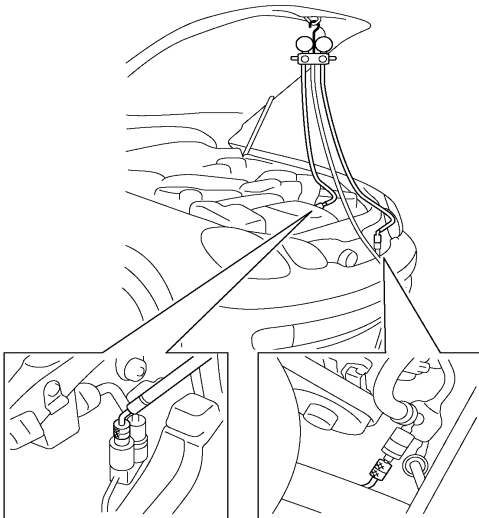
Do not connect the wrong hoses.

2. CONNECT QUICK DISCONNECT ADAPTERS TO CHARGING HOSES

Tighten the nuts by hand.

3. CLOSE BOTH HAND VALVES OF MANIFOLD GAUGE SET

4. REMOVE CAPS FROM SERVICE VALVE ON REFRIG- ERANT LINES

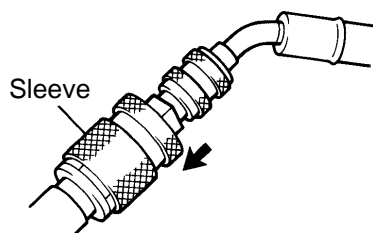
GS430:Low Pressure
Charging HoseHigh Pressure
Charging Hose

I02353

5. CONNECT QUICK DISCONNECT ADAPTERS TO SER- VICE VALVES

HINT:

Push the quick disconnect adapter onto the service valve, then slide the sleeve of the quick disconnect adapter downward to lock it.



N04392